

MELBOURNE

SQUARE FOOTAGE

2,556	Total Footage
1,278	Main Level
1,278	Basement

HOME SPECS

2-4	Bedrooms
2-3	Baths
2	Car Garage
37'0	Width
50'0	Depth

PRICING

Elevation A-

Elevation B-

Elevation C-



ELEVATION A



ELEVATION B

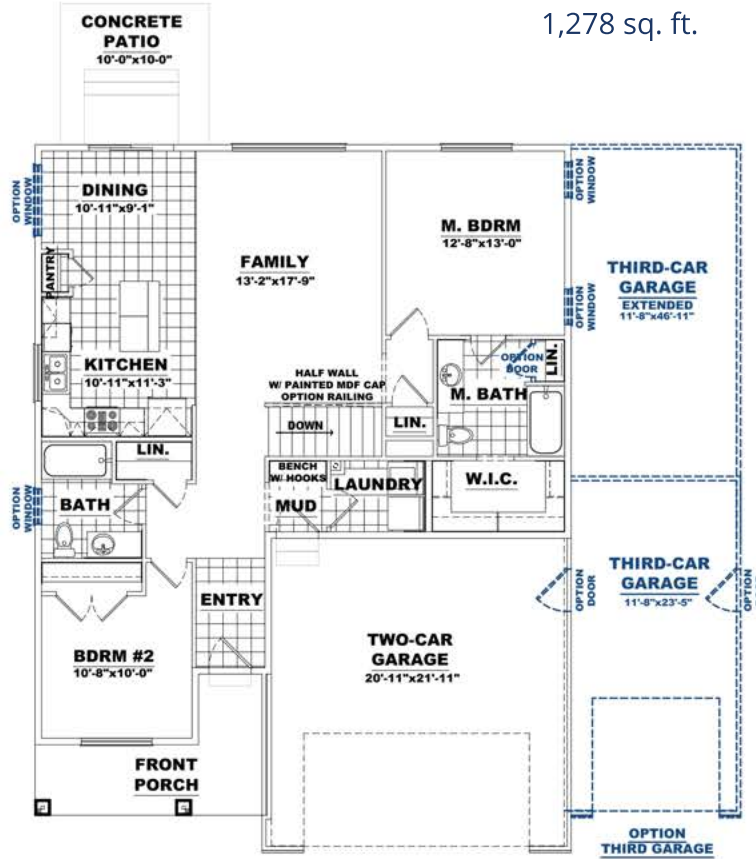


ELEVATION C

MELBOURNE

MAIN LEVEL

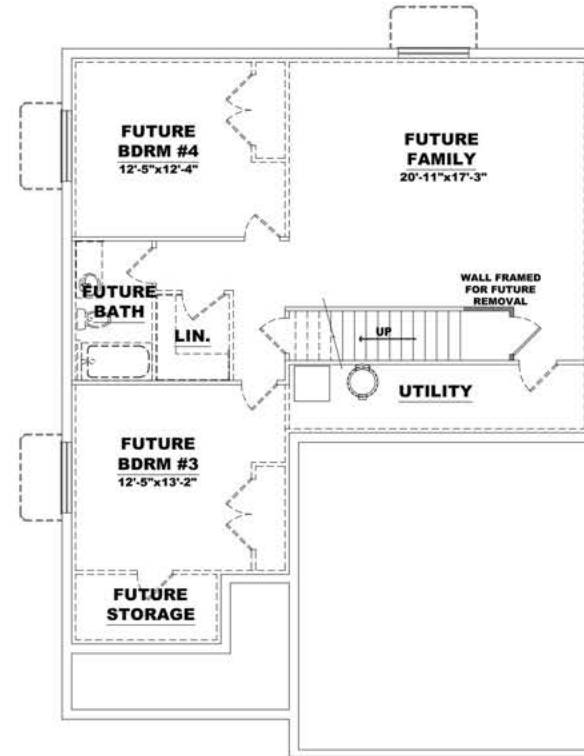
1,278 sq. ft.



MAIN LEVEL

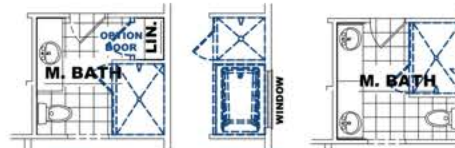
UNFINISHED BASEMENT

1,278 sq. ft.



BASEMENT LEVEL

OPTION M. BATH



OPTION "A"
60"x42" SHOWER
W/ LINEN CLOSET

OPTION "B"
60"x42" SOAKER TUB
W/ 36"x42" SHOWER

OPTION "C"
96" VANITY W/
(2) SINKS

OPTION LAUNDRY



OPTION "A"
SHELF

OPTION "B"
UPPER CABINETS W/ ROD

OPTION "C"
FULL UPPER CABINETS